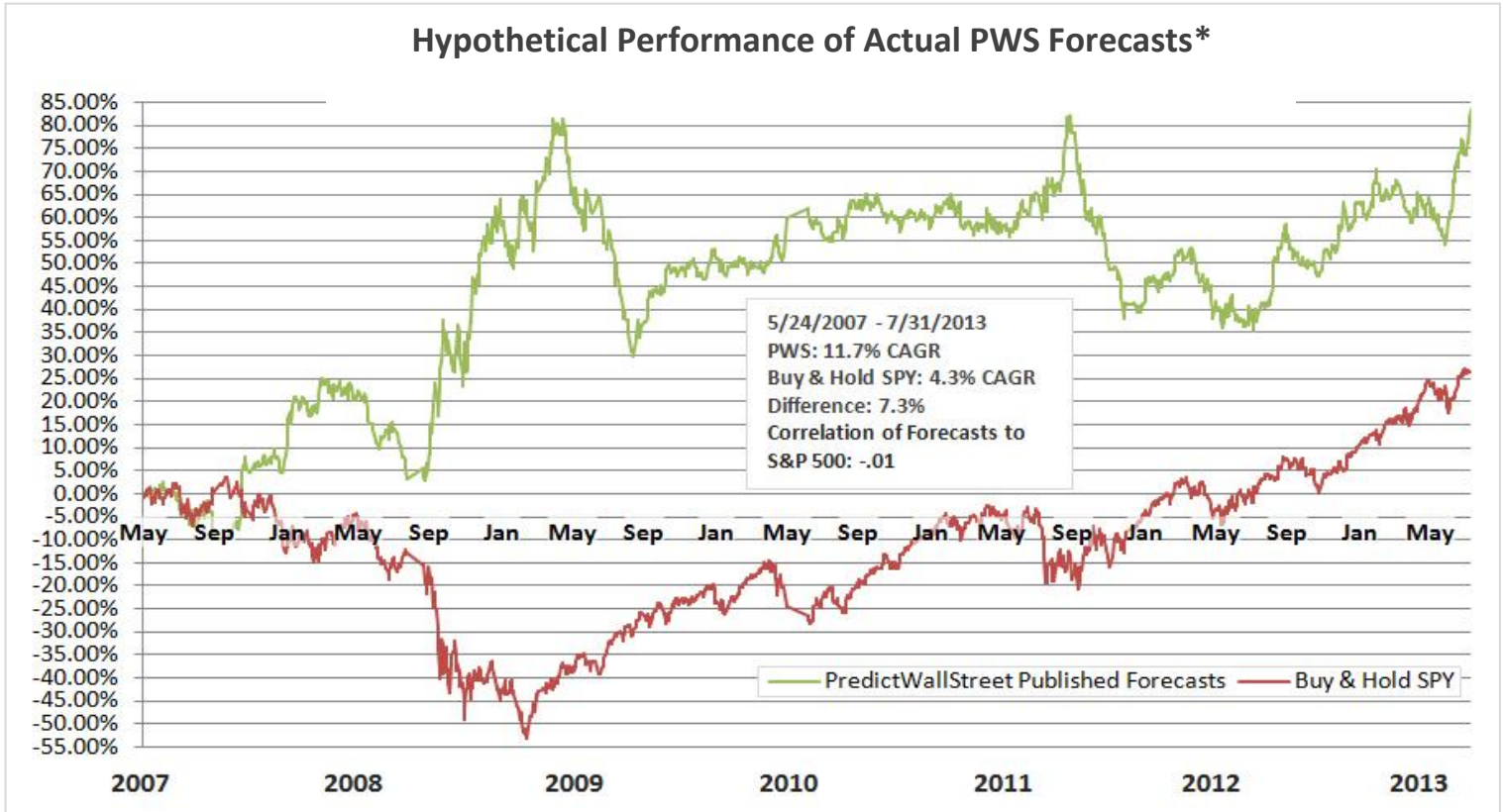


PredictWallStreet – Harnessing Collective Intelligence to Serve Investors

PredictWallStreet produces daily stock and index forecasts by processing the collective intelligence of participating online global investors and traders through proprietary algorithms. We have released one-day forecasts daily, ahead of the opening bell, on broker sites (e.g. TD Ameritrade and Schwab) as well as on predictwallstreet.com. The chart below shows that, in aggregate our forecasts have been very profitable.*



***DISCLAIMER:** PredictWallStreet, LLC is not an investment advisor. Talk to a professional before making any investment decisions. **PAST PERFORMANCE DOES NOT GUARANTEE FUTURE RESULTS.** PredictWallStreet is not responsible for any losses due to the use of forecasts or other content in investment decisions. Results shown are Hypothetical. **Methodology:** Hypothetical results are based on trading all forecasts released on the PredictWallStreet website on stocks >\$5 from 5/24/07 – 7/31/13. For more information on Methodology, please see our white paper at www.predictwallstreet.com.

If you are skeptical that any community of retail investors can be that accurate in its raw predictions, you are right. The raw community opinion by itself did not generate these returns. However by processing the community predictions, using sophisticated quantitative algorithms (developed by our team of PhDs) we have been able to generate profitable forecasts. Although past performance never guarantees future performance, it is a historical fact those “processed” forecast have been very profitable since we began releasing them.

Unlike other “subscription” newsletters and services, PredictWallStreet’s stock forecasts and other tools are **free to end users**. (We make money by licensing our technology and forecasts to large institutions and via advertising on our own site.) Part of our vision is that if we provide valuable forecasts and tools to end users for free, you will continue to make stock predictions and participate in the community, so everyone wins. So far the vision is working!

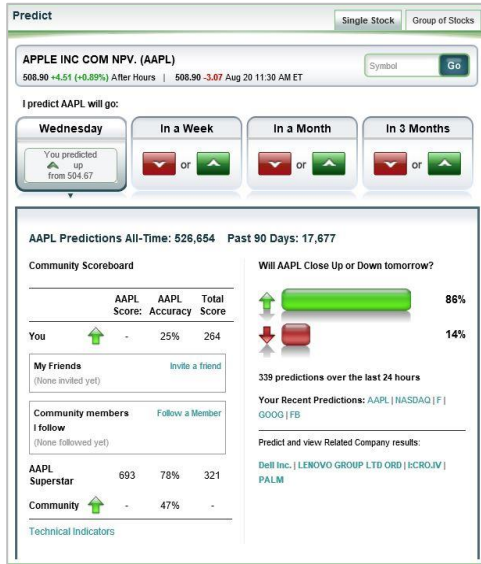
Historically Profitable Forecasts Are Just the Beginning

While monitoring our free stock forecasts is one of the easiest ways for users to derive value, we also offer a wide range of tools, information, and even contests that that we hope you will find educational and useful. We provide these tools and content not only on our own site, but also via a mobile app that works on iPhone and Android phones, via a Facebook game, via Twitter, and on our partner sites that include major online brokerages and financial media sites. Rather than making you come back to a single site-based community to get the information you want, our approach has been to build a Distributed Community™ enabling you to participate from anywhere you like to spend time on the web. Our site has videos and detailed explanations of our tools, but here’s a quick look at some of them – including an overview of how we produce those profitable forecasts.



How PredictWallStreet Works

On its own website (www.PredictWallStreet.com) -- and in partnership with a broad international network of brokerage and financial media sites – PredictWallStreet captures real-time investor sentiment daily. Traders and investors offer best judgments and intuitive calls on whether a particular stock or index will go UP or DOWN over various timeframes. In exchange for sharing these opinions, the user gets access to a variety of sentiment tools and valuable information.



In exchange for sharing an opinion, the user gets to see what other users across the internet think about that stock. See graphic at left. While some media sites have considered or attempted to conduct these kinds of polls themselves, most quickly discover that few users are willing to participate in a poll if they are the only participant, or if there is only a small group of participants. Because PredictWallStreet conducts its polls across many global sites simultaneously, users derive much more value from an internet-wide PredictWallStreet poll compared to a poll of any one site. In fact, we gather more stock polls daily than any other source on the planet. We also have been conducting these polls longer than anyone else, meaning that we have more useful historical information to present to users that helps them put the poll results in context.

While knowing what others think is interesting, PredictWallStreet also tracks and shares the community's record of accuracy in predicting individual stock movements over time. PredictWallStreet shares this accuracy information with users. If the community accuracy is at 50%, then there may not be any useful information in the opinions. However, consistently high or low levels of accuracy on a given stock offers users additional data to weigh in making investment decisions

For users who prefer simplicity, PredictWallStreet provides directional forecasts on individual stocks. Our team of researchers have spent years developing proprietary quantitative algorithms that process the aggregated predictions to produce these forecasts. The forecasts are based not only on predictions we receive from users across the internet but also on 20M historical predictions from our proprietary database. The directional forecasts also include an indicator of how confident we are in the forecast (strength of 1,2, or 3). The forecasts we release publically on our site and on our partner sites represent one way of giving back valuable information to users in exchange for the opinions that they share.

Symbol	Forecast	Change	Correct
F	Down	-0.88 %	✓
LCC	Up	0.75 %	✓
NLY	Down	1.03 %	✗
POT	Up	-1.79 %	✗

PredictWallStreet also provides various other tools such as:

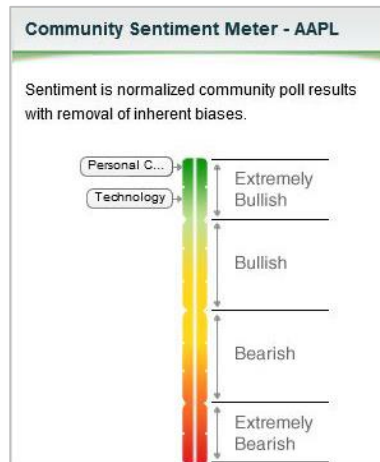
The Prediction and Price Trends Chart

shows community sentiment charted alongside the stock price, helping users to identify predictive trends.



The Community Sentiment Meter

is a quick way to compare sentiment on a stock to overall sentiment of the stock's industry and sector.



MORE...

1. Share a thought, where users can share why they predicted as they did as well as other investment ideas.
2. The Tweet Radar shows what people are tweeting about.

All of these tools are available **FOR FREE** at www.predictwallstreet.com.